

**National Survey
of Student Engagement**

**NSSE 2009 Mean Comparisons^a
American Democracy Project Consortium
Indiana University South Bend**

American Democracy Project Consortium Questions

Refer to the ADP consortium codebook for response option values.


		IU South Bend		<i>IU South Bend compared with</i> ADP			
		<i>Variable</i>	<i>Class</i>	<i>Mean</i>	<i>Mean</i>	<i>Sig^b</i>	<i>Effect size^c</i>
1. How important is each of the following issues or causes to you ?							
1a.	Education	ADP0901A	FY	3.82	3.88		-.16
			SR	3.92	3.90		.05
1b.	Environment	ADP0901B	FY	3.50	3.51		-.02
			SR	3.57	3.53		.06
1c.	Healthcare	ADP0901C	FY	3.56	3.58		-.02
			SR	3.67	3.57	*	.15
1d.	Economy	ADP0901D	FY	3.64	3.57		.10
			SR	3.68	3.57	**	.18
1e.	Entertainment & recreation	ADP0901E	FY	3.25	3.35		-.14
			SR	3.06	3.13		-.09
1f.	Religion	ADP0901F	FY	3.06	3.18		-.12
			SR	2.93	3.08	*	-.14
1g.	National security	ADP0901G	FY	3.44	3.45		-.02
			SR	3.40	3.32		.10
1h.	Human and civil rights	ADP0901H	FY	3.63	3.69		-.09
			SR	3.63	3.63		.00
1i.	Neighborhood issues	ADP0901I	FY	3.20	3.23		-.04
			SR	3.20	3.20		.00
1j.	International issues	ADP0901J	FY	3.12	3.25	*	-.17
			SR	3.17	3.18		-.01

^a Weighted by gender, enrollment status, and institution size

^b * p<.05, ** p<.01, ***p<.001

^c Mean difference divided by the pooled s.d.

^d Response set is categorical



**NSSE 2009 Mean Comparisons^a
American Democracy Project Consortium
Indiana University South Bend**

American Democracy Project Consortium Questions

Refer to the ADP consortium codebook for response option values.


				IU South Bend	<i>IU South Bend compared with</i>		
					ADP		
	Variable	Class	Mean	Mean	Sig ^b	Effect size ^c	
2. Where do you generally get most of your information about each of the following?							
2a.	Local news	ADP0902A ^d					
		FY					
		SR					
2b.	National news	ADP0902B ^d					
		FY					
		SR					
2c.	International news	ADP0902C ^d					
		FY					
		SR					
2d.	Volunteering	ADP0902D ^d					
		FY					
		SR					
2e.	Voting	ADP0902E ^d					
		FY					
		SR					
2f.	Being involved in social or political issues (organizing, petitioning, protesting)	ADP0902F ^d					
		FY					
		SR					
Below are some activities that you might have done in the past year. During this school year did you do this?							
3.	Join a local community group or association	ADP0903		1.20	1.27	*	-.17
		FY					
		SR		1.26	1.30		-.09
4.	Fundraise for a charitable organization	ADP0904		1.23	1.27		-.09
		FY					
		SR		1.31	1.36		-.10
5.	Participate in a fundraising run/walk/ride	ADP0905		1.17	1.21		-.09
		FY					
		SR		1.23	1.23		.00
6.	Volunteer with a local community organization or religious group	ADP0906		1.32	1.37		-.10
		FY					
		SR		1.42	1.44		-.05

^a Weighted by gender, enrollment status, and institution size

^b * p<.05, ** p<.01, ***p<.001

^c Mean difference divided by the pooled s.d.

^d Response set is categorical



**NSSE 2009 Mean Comparisons^a
American Democracy Project Consortium
Indiana University South Bend**

American Democracy Project Consortium Questions

Refer to the ADP consortium codebook for response option values.

	Variable	Class	IU South Bend	IU South Bend compared with		
			Mean	Mean	Sig ^b	Effect size ^c
7. Send a letter or e-mail to the media	ADP0907	FY	1.14	1.12		.08
		SR	1.27	1.18	**	.22
8. Contact public officials about an issue (e.g., Mayor, Secretary of State, Member of Congress, etc.)	ADP0908	FY	1.13	1.11		.07
		SR	1.31	1.21	**	.25
9. Sign a petition related to a political or community issue	ADP0909	FY	1.25	1.33	**	-.19
		SR	1.38	1.37		.03
10. Organize a petition	ADP0910	FY	1.04	1.03		.04
		SR	1.02	1.03		-.05
11. Display buttons, signs, or stickers about political or social issues	ADP0911	FY	1.24	1.31	*	-.15
		SR	1.33	1.28		.10
12. Participate in a boycott, protest, or rally about an issue that is important to you	ADP0912	FY	1.07	1.08		-.01
		SR	1.11	1.10		.06
13. Volunteer to work on a political or issue campaign	ADP0913	FY	1.10	1.12		-.04
		SR	1.14	1.09		.14
14. Run for an elected leadership position on (e.g., student government) or off the campus (e.g., city council)	ADP0914	FY	1.05	1.08	*	-.13
		SR	1.08	1.08		.00
15. Vote in an election either on or off campus	ADP0915	FY	1.63	1.71	*	-.17
		SR	1.80	1.80		.01

^a Weighted by gender, enrollment status, and institution size

^b * p<.05, ** p<.01, ***p<.001

^c Mean difference divided by the pooled s.d.

^d Response set is categorical



**NSSE 2009 Mean Comparisons^a
American Democracy Project Consortium
Indiana University South Bend**

American Democracy Project Consortium Questions

Refer to the ADP consortium codebook for response option values.

16. Here are some statements that students make about politics.

Please indicate whether you agree or disagree with these statements.

			IU South Bend	<i>IU South Bend compared with</i>		
				ADP		
	Variable	Class	Mean	Mean	Sig ^b	Effect size ^c
16a.	I believe my coursework is preparing me to participate in politics (e.g., voting, volunteering or contributing to a campaign, or persuading others about a candidate or political issue).	FY	2.37	2.54	**	-.20
		SR	2.49	2.38		.13
16b.	I know enough to talk about politics and government with my friends and/or family.	FY	2.67	2.85	**	-.24
		SR	3.05	2.92	*	.17
16c.	You can trust politicians to do the right thing most of the time.	FY	2.04	2.11		-.10
		SR	2.05	2.03		.03
16d.	Public officials are interested in what college students have to say about issues.	FY	2.27	2.31		-.06
		SR	2.27	2.21		.08
16e.	Voting is the most effective way to ensure the government hears your voice.	FY	2.68	2.78		-.12
		SR	2.82	2.73		.10
16f.	Every citizen can have a positive influence on local government.	FY	2.73	2.87	*	-.19
		SR	2.92	2.82		.12
16g.	I frequently talk about politics and government with my friends and/or family.	FY	2.45	2.51		-.06
		SR	2.81	2.60	**	.23
16h.	I am interested in keeping up with presidential politics (e.g., 2008 Presidential Campaign).	FY	2.75	2.83		-.10
		SR	3.11	2.90	***	.25
16i.	I am interested in keeping up with U.S. domestic policy (e.g., education, environment, health care, economy, national security).	FY	2.82	2.87		-.07
		SR	3.20	2.99	***	.27
16j.	I am interested in keeping up with world affairs (e.g., Europe, Middle East, Asia, Africa, South America).	FY	2.62	2.71		-.11
		SR	3.00	2.80	***	.25

IPEDS: 151342

^a Weighted by gender, enrollment status, and institution size

^b * p<.05, ** p<.01, ***p<.001

^c Mean difference divided by the pooled s.d.

^d Response set is categorical

First-Year Students

	N	Mean		Standard Error of the Mean ^b		Standard deviation ^c		DF ^d	Sig. ^e	Effect size ^f
		IU South Bend	ADP	IU South Bend	ADP	IU South Bend	ADP			
		IU South Bend	ADP	IU South Bend	ADP	<i>IU South Bend compared with ADP</i>				
ADP0901A	248	3.82	3.88	.03	.01	.52	.34	315	.070	-.16
ADP0901B	247	3.50	3.51	.05	.02	.71	.64	1055	.780	-.02
ADP0901C	246	3.56	3.58	.04	.02	.67	.62	1054	.803	-.02
ADP0901D	248	3.64	3.57	.04	.02	.62	.59	1055	.155	.10
ADP0901E	248	3.25	3.35	.05	.02	.84	.71	359	.083	-.14
ADP0901F	248	3.06	3.18	.07	.04	1.08	1.01	1050	.096	-.12
ADP0901G	247	3.44	3.45	.05	.02	.75	.69	1049	.758	-.02
ADP0901H	247	3.63	3.69	.04	.02	.62	.53	365	.233	-.09
ADP0901I	248	3.20	3.23	.05	.03	.82	.74	1048	.559	-.04
ADP0901J	244	3.12	3.25	.05	.03	.81	.73	1044	.024	-.17
ADP0902A ^g										
ADP0902B ^g										
ADP0902C ^g										
ADP0902D ^g										
ADP0902E ^g										
ADP0902F ^g										
ADP0903	240	1.20	1.27	.03	.02	.40	.44	433	.017	-.17
ADP0904	240	1.23	1.27	.03	.02	.42	.44	412	.211	-.09

Seniors

	N	Mean		Standard Error of the Mean ^b		Standard deviation ^c		DF ^d	Sig. ^e	Effect size ^f
		IU South Bend	ADP	IU South Bend	ADP	IU South Bend	ADP			
		IU South Bend	ADP	IU South Bend	ADP	<i>IU South Bend compared with ADP</i>				
ADP0901A	264	3.92	3.90	.02	.01	.31	.35	1300	.498	.05
ADP0901B	264	3.57	3.53	.04	.02	.65	.64	1303	.365	.06
ADP0901C	263	3.67	3.57	.04	.02	.57	.68	465	.014	.15
ADP0901D	263	3.68	3.57	.04	.02	.58	.62	423	.008	.18
ADP0901E	263	3.06	3.13	.05	.02	.81	.79	1297	.191	-.09
ADP0901F	259	2.93	3.08	.07	.03	1.09	1.07	1290	.038	-.14
ADP0901G	259	3.40	3.32	.04	.02	.72	.79	1286	.151	.10
ADP0901H	260	3.63	3.63	.04	.02	.62	.60	1288	.945	.00
ADP0901I	260	3.20	3.20	.05	.02	.76	.74	1290	.984	.00
ADP0901J	261	3.17	3.18	.04	.02	.71	.71	1290	.908	-.01
ADP0902A ^g										
ADP0902B ^g										
ADP0902C ^g										
ADP0902D ^g										
ADP0902E ^g										
ADP0902F ^g										
ADP0903	254	1.26	1.30	.03	.01	.44	.46	402	.202	-.09
ADP0904	255	1.31	1.36	.03	.02	.46	.48	402	.134	-.10

^a. All statistics are weighted by gender, enrollment status, and institutional size.

^b. The 95% confidence interval for the population mean is equal to the sample mean plus/minus the product of 1.96 times the standard error of the mean.

^c. A measure of the average amount individual scores deviate from the mean of all the scores in the distribution.

^d. Degrees of freedom used to compute the t-tests. Values differ from the total Ns due to weighting and the equal variances assumption.

^e. Statistical significance represents the probability that the difference between the mean of your institution and that of the comparison group occurred by chance.

^f. Effect size is calculated by subtracting the comparison group mean from the school mean, then dividing the result by the pooled standard deviation.

^g. Response set is categorical.

First-Year Students

	N		Mean		Standard Error of the Mean ^b		Standard deviation ^c		DF ^d	Sig. ^e	Effect size ^f
	IU South Bend	ADP	IU South Bend	ADP	IU South Bend	ADP	IU South Bend	ADP			
	<i>IU South Bend compared with ADP</i>										
ADP0905	239	1.17	1.21	.02	.01	.38	.41	416	.222	-.09	
ADP0906	241	1.32	1.37	.03	.02	.47	.48	408	.152	-.10	
ADP0907	241	1.14	1.12	.02	.01	.35	.32	372	.330	.08	
ADP0908	239	1.13	1.11	.02	.01	.34	.31	1028	.363	.07	
ADP0909	239	1.25	1.33	.03	.02	.43	.47	424	.007	-.19	
ADP0910	239	1.04	1.03	.01	.01	.19	.17	1029	.596	.04	
ADP0911	241	1.24	1.31	.03	.02	.43	.46	425	.030	-.15	
ADP0912	238	1.07	1.08	.02	.01	.26	.27	1027	.912	-.01	
ADP0913	236	1.10	1.12	.02	.01	.31	.32	1022	.584	-.04	
ADP0914	239	1.05	1.08	.01	.01	.21	.27	502	.039	-.13	
ADP0915	239	1.63	1.71	.03	.02	.48	.46	375	.029	-.17	
ADP0916A	237	2.37	2.54	.06	.03	.85	.81	1012	.008	-.20	
ADP0916B	237	2.67	2.85	.05	.03	.83	.76	366	.002	-.24	
ADP0916C	237	2.04	2.11	.05	.03	.74	.75	1004	.182	-.10	
ADP0916D	238	2.27	2.31	.05	.03	.75	.75	1010	.455	-.06	
ADP0916E	238	2.68	2.78	.06	.03	.92	.88	1008	.119	-.12	

Seniors

	N		Mean		Standard Error of the Mean ^b		Standard deviation ^c		DF ^d	Sig. ^e	Effect size ^f
	IU South Bend	ADP	IU South Bend	ADP	IU South Bend	ADP	IU South Bend	ADP			
	<i>IU South Bend compared with ADP</i>										
ADP0905	254	1.23	1.23	.03	.01	.42	.42	1262	.950	.00	
ADP0906	257	1.42	1.44	.03	.02	.49	.50	1272	.476	-.05	
ADP0907	256	1.27	1.18	.03	.01	.45	.39	358	.004	.22	
ADP0908	256	1.31	1.21	.03	.01	.46	.41	360	.001	.25	
ADP0909	256	1.38	1.37	.03	.02	.49	.48	1273	.642	.03	
ADP0910	254	1.02	1.03	.01	.01	.15	.17	1269	.483	-.05	
ADP0911	255	1.33	1.28	.03	.01	.47	.45	380	.148	.10	
ADP0912	256	1.11	1.10	.02	.01	.32	.30	1261	.413	.06	
ADP0913	254	1.14	1.09	.02	.01	.35	.29	350	.063	.14	
ADP0914	255	1.08	1.08	.02	.01	.27	.27	1263	.988	.00	
ADP0915	256	1.80	1.80	.02	.01	.40	.40	1265	.876	.01	
ADP0916A	251	2.49	2.38	.06	.03	.91	.82	358	.081	.13	
ADP0916B	249	3.05	2.92	.05	.02	.82	.79	1243	.019	.17	
ADP0916C	249	2.05	2.03	.05	.02	.80	.74	362	.678	.03	
ADP0916D	249	2.27	2.21	.05	.02	.79	.77	1244	.247	.08	
ADP0916E	250	2.82	2.73	.06	.03	.94	.91	1244	.177	.10	

^a. All statistics are weighted by gender, enrollment status, and institutional size.

^b. The 95% confidence interval for the population mean is equal to the sample mean plus/minus the product of 1.96 times the standard error of the mean.

^c. A measure of the average amount individual scores deviate from the mean of all the scores in the distribution.

^d. Degrees of freedom used to compute the t-tests. Values differ from the total Ns due to weighting and the equal variances assumption.

^e. Statistical significance represents the probability that the difference between the mean of your institution and that of the comparison group occurred by chance.

^f. Effect size is calculated by subtracting the comparison group mean from the school mean, then dividing the result by the pooled standard deviation.

^g. Response set is categorical.

First-Year Students

	N		Mean		Standard Error of the Mean ^b		Standard deviation ^c		DF ^d	Sig. ^e	Effect size ^f
	IU South Bend	ADP	IU South Bend	ADP	IU South Bend	ADP	IU South Bend	ADP			
	<i>IU South Bend compared with ADP</i>										
ADP0916F	231		2.73	2.87	.05	.03	.77	.73	366	.014	-.19
ADP0916G	230		2.45	2.51	.06	.03	.84	.90	981	.421	-.06
ADP0916H	226		2.75	2.83	.05	.03	.82	.84	976	.204	-.10
ADP0916I	228		2.82	2.87	.05	.03	.78	.80	981	.381	-.07
ADP0916J	225		2.62	2.71	.05	.03	.77	.83	980	.132	-.11

Seniors

	N		Mean		Standard Error of the Mean ^b		Standard deviation ^c		DF ^d	Sig. ^e	Effect size ^f
	IU South Bend	ADP	IU South Bend	ADP	IU South Bend	ADP	IU South Bend	ADP			
	<i>IU South Bend compared with ADP</i>										
	246		2.92	2.82	.05	.02	.78	.77	1229	.083	.12
	247		2.81	2.60	.06	.03	.89	.88	1227	.001	.23
	247		3.11	2.90	.05	.03	.80	.82	1231	.000	.25
	246		3.20	2.99	.05	.02	.75	.78	1225	.000	.27
	247		3.00	2.80	.05	.03	.80	.82	389	.000	.25

IPEDS: 151342

^a. All statistics are weighted by gender, enrollment status, and institutional size.

^b. The 95% confidence interval for the population mean is equal to the sample mean plus/minus the product of 1.96 times the standard error of the mean.

^c. A measure of the average amount individual scores deviate from the mean of all the scores in the distribution.

^d. Degrees of freedom used to compute the t-tests. Values differ from the total Ns due to weighting and the equal variances assumption.

^e. Statistical significance represents the probability that the difference between the mean of your institution and that of the comparison group occurred by chance.

^f. Effect size is calculated by subtracting the comparison group mean from the school mean, then dividing the result by the pooled standard deviation.

^g. Response set is categorical.

**NSSE 2009 Frequency Distributions ^a
American Democracy Project Consortium
Indiana University South Bend**

			First-Year Students				Seniors				
			IU South Bend		ADP		IU South Bend		ADP		
	Variable	Response Options	Count	%	Count	%	Count	%	Count	%	
1a.	How important to you: Education	ADP0901A	Not at all important	2	1%	0	0%	1	0%	2	0%
			Not too important	7	3%	5	1%	0	0%	4	0%
			Somewhat important	22	9%	83	10%	18	7%	69	8%
			Very important	218	87%	690	89%	245	93%	809	91%
			Total		249	100%	778	100%	264	100%	884
1b.	How important to you: Environment	ADP0901B	Not at all important	6	3%	5	1%	2	1%	9	1%
			Not too important	11	5%	38	5%	16	6%	38	5%
			Somewhat important	81	33%	272	35%	74	28%	299	34%
			Very important	149	60%	463	58%	172	65%	541	60%
			Total		247	100%	778	100%	264	100%	887
1c.	How important to you: Healthcare	ADP0901C	Not at all important	2	1%	5	1%	1	0%	10	1%
			Not too important	18	8%	36	5%	11	4%	54	7%
			Somewhat important	63	26%	239	30%	61	23%	223	26%
			Very important	164	66%	496	64%	190	72%	598	66%
			Total		247	100%	776	100%	263	100%	885
1d.	How important to you: Economy	ADP0901D	Not at all important	2	1%	2	0%	3	1%	5	1%
			Not too important	13	5%	36	5%	7	3%	41	5%
			Somewhat important	58	23%	266	33%	61	23%	275	31%
			Very important	175	70%	473	63%	192	73%	562	64%
			Total		248	100%	777	100%	263	100%	883
1e.	How important to you: Entertainment & recreation	ADP0901E	Not at all important	8	3%	5	1%	9	4%	22	3%
			Not too important	42	17%	88	11%	52	20%	151	17%
			Somewhat important	83	33%	317	40%	116	44%	401	44%
			Very important	115	47%	365	48%	86	33%	308	36%
			Total		248	100%	775	100%	263	100%	882
1f.	How important to you: Religion	ADP0901F	Not at all important	32	14%	90	9%	38	15%	116	12%
			Not too important	35	14%	136	15%	47	18%	157	17%
			Somewhat important	61	25%	168	23%	67	26%	187	21%
			Very important	120	47%	378	53%	107	41%	421	49%
			Total		248	100%	772	100%	259	100%	881
1g.	How important to you: National security	ADP0901G	Not at all important	6	3%	9	1%	4	2%	24	3%
			Not too important	19	8%	79	9%	24	9%	126	13%
			Somewhat important	79	33%	291	35%	96	37%	308	34%
			Very important	143	57%	392	56%	135	52%	418	50%
			Total		247	100%	771	100%	259	100%	876

^a Column percentages are weighted by gender, enrollment status, and institutional size. Counts are not weighted so one cannot calculate the column percentages directly from the counts.

**NSSE 2009 Frequency Distributions ^a
American Democracy Project Consortium
Indiana University South Bend**


			First-Year Students				Seniors				
			IU South Bend		ADP		IU South Bend		ADP		
	Variable	Response Options	Count	%	Count	%	Count	%	Count	%	
1h.	How important to you: Human and civil rights	ADP0901H	Not at all important	4	2%	2	0%	2	1%	3	0%
			Not too important	6	3%	21	3%	12	5%	37	5%
			Somewhat important	63	26%	184	25%	65	25%	227	26%
			Very important	174	69%	562	72%	181	69%	611	68%
			Total		247	100%	769	100%	260	100%	878
1i.	How important to you: Neighborhood issues	ADP0901I	Not at all important	8	3%	9	1%	5	2%	15	2%
			Not too important	37	15%	115	15%	38	15%	122	13%
			Somewhat important	99	40%	351	44%	116	44%	415	48%
			Very important	104	42%	296	40%	101	39%	326	37%
			Total		248	100%	771	100%	260	100%	878
1j.	How important to you: International issues	ADP0901J	Not at all important	10	5%	10	1%	5	2%	16	2%
			Not too important	33	14%	104	13%	32	12%	103	12%
			Somewhat important	117	47%	340	45%	136	52%	460	52%
			Very important	85	35%	316	40%	88	33%	299	34%
			Total		245	100%	770	100%	261	100%	878
2a.	Where you get information about: Local news	ADP0902A	My institution (classes, organizations, etc.)	8	3%	93	11%	4	1%	53	6%
			Family or friends	38	15%	169	21%	18	7%	125	14%
			Radio	16	6%	30	4%	25	10%	62	6%
			Television	114	46%	219	29%	119	45%	272	31%
			Print newspapers or magazines	27	12%	101	14%	34	13%	140	16%
			On-line sources	32	13%	103	14%	52	20%	182	21%
			Not applicable, I don't usually pay attention to this	11	5%	52	7%	9	3%	46	5%
			Total		246	100%	767	100%	261	100%	880
2b.	Where you get information about: National news	ADP0902B	My institution (classes, organizations, etc.)	8	3%	61	8%	4	1%	30	3%
			Family or friends	20	8%	103	13%	10	4%	68	8%
			Radio	11	5%	23	3%	23	9%	60	6%
			Television	124	51%	273	38%	111	42%	344	40%
			Print newspapers or magazines	9	4%	58	6%	18	7%	45	5%
			On-line sources	66	27%	224	28%	90	35%	310	35%
			Not applicable, I don't usually pay attention to this	7	3%	28	3%	5	2%	22	3%
			Total		245	100%	770	100%	261	100%	879

^a Column percentages are weighted by gender, enrollment status, and institutional size. Counts are not weighted so one cannot calculate the column percentages directly from the counts.

**NSSE 2009 Frequency Distributions ^a
American Democracy Project Consortium
Indiana University South Bend**

			First-Year Students				Seniors				
			IU South Bend		ADP		IU South Bend		ADP		
	<i>Variable</i>	<i>Response Options</i>	<i>Count</i>	<i>%</i>	<i>Count</i>	<i>%</i>	<i>Count</i>	<i>%</i>	<i>Count</i>	<i>%</i>	
2c.	Where you get information about: International news	ADP0902C	My institution (classes, organizations, etc.)	11	5%	57	7%	4	1%	36	4%
			Family or friends	25	9%	97	13%	9	3%	65	7%
			Radio	8	3%	17	2%	21	8%	45	5%
			Television	100	40%	239	33%	102	38%	282	33%
			Print newspapers or magazines	8	4%	42	5%	12	5%	38	4%
			On-line sources	67	29%	245	32%	100	39%	363	42%
			Not applicable, I don't usually pay attention to this	26	10%	69	9%	13	5%	49	6%
			Total	245	100%	766	100%	261	100%	878	100%
2d.	Where you get information about: Volunteering	ADP0902D	My institution (classes, organizations, etc.)	52	20%	340	44%	65	25%	325	36%
			Family or friends	72	30%	175	23%	76	30%	214	25%
			Radio	9	3%	8	1%	2	1%	14	2%
			Television	12	5%	16	2%	9	3%	19	2%
			Print newspapers or magazines	17	7%	37	4%	18	7%	39	4%
			On-line sources	25	10%	52	7%	25	10%	67	8%
			Not applicable, I don't usually pay attention to this	55	24%	134	19%	61	24%	194	23%
			Total	242	100%	762	100%	256	100%	872	100%
2e.	Where you get information about: Voting	ADP0902E	My institution (classes, organizations, etc.)	23	9%	191	22%	18	7%	118	12%
			Family or friends	78	32%	275	36%	51	20%	230	27%
			Radio	9	4%	13	2%	9	4%	30	4%
			Television	67	27%	119	16%	67	26%	177	21%
			Print newspapers or magazines	15	7%	43	6%	43	17%	94	11%
			On-line sources	23	10%	79	10%	58	23%	167	19%
			Not applicable, I don't usually pay attention to this	26	12%	43	6%	10	4%	55	7%
			Total	241	100%	763	100%	256	100%	871	100%
2f.	Where you get information about: Being involved in social or political issues (organizing, petitioning, protesting)	ADP0902F	My institution (classes, organizations, etc.)	34	14%	248	31%	38	15%	166	18%
			Family or friends	47	19%	164	22%	42	16%	172	21%
			Radio	9	4%	15	3%	6	2%	23	3%
			Television	32	13%	51	7%	25	10%	75	9%
			Print newspapers or magazines	11	5%	30	4%	11	4%	33	4%
			On-line sources	23	10%	50	7%	50	20%	111	13%
			Not applicable, I don't usually pay attention to this	85	35%	205	27%	82	32%	293	33%
			Total	241	100%	763	100%	254	100%	873	100%

^a Column percentages are weighted by gender, enrollment status, and institutional size. Counts are not weighted so one cannot calculate the column percentages directly from the counts.



**NSSE 2009 Frequency Distributions ^a
American Democracy Project Consortium
Indiana University South Bend**


			First-Year Students				Seniors				
			IU South Bend		ADP		IU South Bend		ADP		
	Variable	Response Options	Count	%	Count	%	Count	%	Count	%	
3.	Join a local community group or association	ADP0903	No	194	80%	549	73%	189	74%	619	70%
			Yes	46	20%	210	27%	65	26%	249	30%
			Total	240	100%	759	100%	254	100%	868	100%
3a.	(If yes, check the primary reason you got involved)	ADP0903A	To feel like I was making a difference	17	38%	67	32%	31	49%	83	33%
			To satisfy a requirement	1	3%	12	6%	1	1%	9	4%
			I was inspired by courses or a professor	0	0%	6	3%	4	6%	17	8%
			Religious reasons	7	15%	28	15%	5	8%	18	7%
			My friends or family are involved	7	15%	13	6%	0	0%	12	4%
			To prepare for a job or future career	4	8%	15	7%	10	16%	37	16%
			It's fun or satisfying	5	10%	52	24%	9	14%	48	20%
			Other reason	5	11%	16	7%	4	6%	22	9%
			Total	46	100%	209	100%	64	100%	246	100%
4.	Fundraise for a charitable organization	ADP0904	No	184	77%	565	73%	175	69%	561	64%
			Yes	56	23%	193	27%	80	31%	306	36%
			Total	240	100%	758	100%	255	100%	867	100%
4a.	(If yes, check the primary reason you got involved)	ADP0904A	To feel like I was making a difference	23	43%	81	42%	42	53%	129	41%
			To satisfy a requirement	0	0%	13	7%	0	0%	18	6%
			I was inspired by courses or a professor	1	2%	7	5%	1	1%	6	2%
			Religious reasons	5	9%	10	6%	5	6%	18	6%
			My friends or family are involved	14	25%	22	11%	9	11%	43	16%
			To prepare for a job or future career	1	2%	3	1%	3	4%	11	4%
			It's fun or satisfying	6	11%	34	19%	14	18%	45	15%
			Other reason	5	8%	19	9%	5	6%	32	11%
			Total	55	100%	189	100%	79	100%	302	100%
5.	Participate in a fundraising run/walk/ride	ADP0905	No	197	83%	605	79%	195	77%	668	77%
			Yes	42	17%	150	21%	59	23%	193	23%
			Total	239	100%	755	100%	254	100%	861	100%
5a.	(If yes, check the primary reason you got involved)	ADP0905A	To feel like I was making a difference	17	40%	58	42%	29	50%	64	32%
			To satisfy a requirement	0	0%	11	8%	1	2%	11	6%
			I was inspired by courses or a professor	0	0%	2	1%	0	0%	7	3%
			Religious reasons	1	2%	2	1%	0	0%	5	3%
			My friends or family are involved	14	34%	21	14%	10	17%	28	15%
			To prepare for a job or future career	1	2%	2	1%	0	0%	3	1%
			It's fun or satisfying	5	12%	33	23%	12	21%	57	30%
			Other reason	4	9%	15	10%	6	10%	17	9%
			Total	42	100%	144	100%	58	100%	192	100%

^a Column percentages are weighted by gender, enrollment status, and institutional size. Counts are not weighted so one cannot calculate the column percentages directly from the counts.

**NSSE 2009 Frequency Distributions ^a
American Democracy Project Consortium
Indiana University South Bend**

			First-Year Students				Seniors				
			IU South Bend		ADP		IU South Bend		ADP		
	Variable	Response Options	Count	%	Count	%	Count	%	Count	%	
6.	Volunteer with a local community organization or religious group	ADP0906	No	164	68%	484	63%	149	58%	478	56%
			Yes	77	32%	271	37%	108	42%	389	44%
			Total	241	100%	755	100%	257	100%	867	100%
6a.	(If yes, check the primary reason you got involved)	ADP0906A	To feel like I was making a difference	22	29%	100	39%	41	38%	132	34%
			To satisfy a requirement	2	2%	21	8%	4	4%	27	6%
			I was inspired by courses or a professor	0	0%	7	3%	2	2%	8	2%
			Religious reasons	20	26%	44	18%	23	21%	73	20%
			My friends or family are involved	12	16%	17	8%	5	5%	25	7%
			To prepare for a job or future career	4	5%	8	3%	7	6%	22	6%
			It's fun or satisfying	14	17%	50	16%	21	20%	74	19%
			Other reason	3	4%	21	6%	4	4%	23	6%
			Total	77	100%	268	100%	107	100%	384	100%
7.	Send a letter or e-mail to the media	ADP0907	No	208	86%	673	88%	187	73%	710	82%
			Yes	33	14%	84	12%	69	27%	158	18%
			Total	241	100%	757	100%	256	100%	868	100%
7a.	(If yes, check the primary reason you got involved)	ADP0907A	To feel like I was making a difference	17	54%	40	48%	36	53%	78	49%
			To satisfy a requirement	1	3%	9	9%	6	9%	12	8%
			I was inspired by courses or a professor	2	7%	2	1%	1	1%	4	2%
			Religious reasons	1	3%	1	2%	2	3%	4	3%
			My friends or family are involved	3	9%	3	3%	2	3%	5	3%
			To prepare for a job or future career	1	3%	1	1%	1	1%	5	3%
			It's fun or satisfying	1	3%	6	7%	6	9%	14	9%
			Other reason	6	20%	21	29%	14	21%	34	23%
			Total	32	100%	83	100%	68	100%	156	100%
8.	Contact public officials about an issue (e.g., Mayor, Secretary of State, Member of Congress, etc.)	ADP0908	No	211	87%	672	89%	177	69%	689	79%
			Yes	28	13%	84	11%	79	31%	180	21%
			Total	239	100%	756	100%	256	100%	869	100%
8a.	(If yes, check the primary reason you got involved)	ADP0908A	To feel like I was making a difference	10	38%	35	41%	45	58%	107	58%
			To satisfy a requirement	3	9%	11	12%	4	5%	5	3%
			I was inspired by courses or a professor	4	16%	7	7%	6	8%	8	4%
			Religious reasons	0	0%	3	6%	4	5%	9	5%
			My friends or family are involved	1	4%	1	2%	3	4%	3	2%
			To prepare for a job or future career	0	0%	2	2%	1	1%	3	2%
			It's fun or satisfying	1	3%	3	4%	1	1%	4	2%
			Other reason	9	30%	19	26%	14	18%	38	24%
			Total	28	100%	81	100%	78	100%	177	100%


^a Column percentages are weighted by gender, enrollment status, and institutional size. Counts are not weighted so one cannot calculate the column percentages directly from the counts.



**NSSE 2009 Frequency Distributions^a
American Democracy Project Consortium
Indiana University South Bend**

				First-Year Students				Seniors			
		Variable	Response Options	IU South Bend		ADP		IU South Bend		ADP	
				Count	%	Count	%	Count	%	Count	%
9.	Sign a petition related to a political or community issue	ADP0909	No	181	75%	479	67%	158	62%	526	63%
			Yes	58	25%	278	33%	98	38%	343	37%
			Total	239	100%	757	100%	256	100%	869	100%
9a.	(If yes, check the primary reason you got involved)	ADP0909A	To feel like I was making a difference	33	58%	173	62%	68	69%	217	64%
			To satisfy a requirement	2	4%	6	3%	2	2%	2	1%
			I was inspired by courses or a professor	4	7%	4	2%	4	4%	4	1%
			Religious reasons	4	6%	6	3%	2	2%	9	3%
			My friends or family are involved	4	8%	25	10%	3	3%	16	5%
			To prepare for a job or future career	1	2%	0	0%	1	1%	1	0%
			It's fun or satisfying	3	5%	14	6%	4	4%	14	4%
			Other reason	6	11%	42	15%	13	14%	75	23%
			Total	57	100%	270	100%	97	100%	338	100%
10.	Organize a petition	ADP0910	No	230	96%	736	97%	249	98%	843	97%
			Yes	9	4%	22	3%	5	2%	24	3%
			Total	239	100%	758	100%	254	100%	867	100%
10a.	(If yes, check the primary reason you got involved)	ADP0910A	To feel like I was making a difference	4	50%	13	59%	3	60%	12	49%
			To satisfy a requirement	0	0%	0	0%	0	0%	2	13%
			I was inspired by courses or a professor	0	0%	1	5%	0	0%	2	6%
			Religious reasons	0	0%	0	0%	0	0%	1	4%
			My friends or family are involved	1	11%	1	7%	0	0%	0	0%
			To prepare for a job or future career	1	11%	2	10%	0	0%	0	0%
			It's fun or satisfying	1	15%	1	4%	0	0%	1	4%
			Other reason	1	12%	3	15%	2	40%	5	25%
			Total	8	100%	21	100%	5	100%	23	100%
11.	Display buttons, signs or stickers about political or social issues	ADP0911	No	183	76%	504	69%	171	67%	612	72%
			Yes	58	24%	252	31%	84	33%	252	28%
			Total	241	100%	756	100%	255	100%	864	100%
11a.	(If yes, check the primary reason you got involved)	ADP0911A	To feel like I was making a difference	26	45%	112	44%	46	55%	128	52%
			To satisfy a requirement	1	2%	4	2%	1	1%	3	1%
			I was inspired by courses or a professor	0	0%	6	3%	4	5%	7	3%
			Religious reasons	2	3%	10	6%	0	0%	8	3%
			My friends or family are involved	6	11%	21	9%	8	10%	14	6%
			To prepare for a job or future career	0	0%	2	1%	0	0%	1	1%
			It's fun or satisfying	15	27%	65	25%	15	18%	53	20%
			Other reason	7	12%	28	11%	9	11%	35	14%
			Total	57	100%	248	100%	83	100%	249	100%

^a Column percentages are weighted by gender, enrollment status, and institutional size. Counts are not weighted so one cannot calculate the column percentages directly from the counts.



**NSSE 2009 Frequency Distributions ^a
American Democracy Project Consortium
Indiana University South Bend**

			First-Year Students				Seniors			
			IU South Bend		ADP		IU South Bend		ADP	
	Variable	Response Options	Count	%	Count	%	Count	%	Count	%
12.	Participate in a boycott, protest, or rally about an issue that is important to you	ADP0912 No	221	93%	697	92%	227	89%	771	90%
		Yes	17	7%	60	8%	29	11%	89	10%
		Total		238	100%	757	100%	256	100%	860
12a.	(If yes, check the primary reason you got involved)	ADP0912A To feel like I was making a difference	8	50%	43	72%	21	72%	61	69%
		To satisfy a requirement	0	0%	0	0%	0	0%	0	0%
		I was inspired by courses or a professor	1	5%	0	0%	1	3%	0	0%
		Religious reasons	1	6%	3	6%	1	3%	7	8%
		My friends or family are involved	3	22%	4	6%	2	7%	4	5%
		To prepare for a job or future career	0	0%	0	0%	0	0%	0	0%
		It's fun or satisfying	1	6%	4	6%	0	0%	6	8%
		Other reason	2	11%	5	11%	4	14%	10	11%
	Total		16	100%	59	100%	29	100%	88	100%
13.	Volunteer to work on a political or issue campaign	ADP0913 No	212	90%	655	88%	219	86%	780	91%
		Yes	25	10%	99	12%	35	14%	84	9%
		Total		237	100%	754	100%	254	100%	864
13a.	(If yes, check the primary reason you got involved)	ADP0913A To feel like I was making a difference	14	58%	55	53%	24	67%	52	62%
		To satisfy a requirement	0	0%	9	9%	0	0%	1	1%
		I was inspired by courses or a professor	0	0%	4	5%	0	0%	2	2%
		Religious reasons	2	10%	1	1%	0	0%	4	5%
		My friends or family are involved	3	12%	9	12%	2	6%	6	8%
		To prepare for a job or future career	0	0%	0	0%	0	0%	3	3%
		It's fun or satisfying	2	7%	9	8%	4	11%	7	8%
		Other reason	3	13%	10	13%	5	15%	9	11%
	Total		24	100%	97	100%	35	100%	84	100%
14.	Run for an elected leadership position on (e.g., student government) or off the campus (e.g., city council)	ADP0914 No	228	95%	698	92%	235	92%	799	92%
		Yes	11	5%	55	8%	20	8%	62	8%
		Total		239	100%	753	100%	255	100%	861
14a.	(If yes, check the primary reason you got involved)	ADP0914A To feel like I was making a difference	4	45%	23	36%	5	26%	24	41%
		To satisfy a requirement	0	0%	0	0%	0	0%	0	0%
		I was inspired by courses or a professor	1	9%	0	0%	2	10%	4	5%
		Religious reasons	0	0%	1	2%	0	0%	1	2%
		My friends or family are involved	2	20%	0	0%	1	6%	1	2%
		To prepare for a job or future career	2	17%	7	15%	4	21%	16	29%
		It's fun or satisfying	1	9%	10	21%	2	11%	10	15%
		Other reason	0	0%	12	26%	5	26%	4	8%
	Total		10	100%	53	100%	19	100%	60	100%

^a Column percentages are weighted by gender, enrollment status, and institutional size. Counts are not weighted so one cannot calculate the column percentages directly from the counts.



**NSSE 2009 Frequency Distributions ^a
American Democracy Project Consortium
Indiana University South Bend**

				First-Year Students				Seniors			
		Variable	Response Options	IU South Bend		ADP		IU South Bend		ADP	
				Count	%	Count	%	Count	%	Count	%
15.	Vote in an election either on or off campus	ADP0915	No	89	37%	215	29%	51	20%	170	20%
			Yes	150	63%	540	71%	205	80%	692	80%
			Total	239	100%	755	100%	256	100%	862	100%
15a.	(If yes, check the primary reason you got involved)	ADP0915A	To feel like I was making a difference	115	77%	398	75%	159	79%	527	75%
			To satisfy a requirement	5	3%	10	2%	3	2%	13	2%
			I was inspired by courses or a professor	1	1%	8	2%	3	2%	7	1%
			Religious reasons	3	2%	8	2%	3	1%	14	2%
			My friends or family are involved	6	4%	26	6%	2	1%	16	3%
			To prepare for a job or future career	0	0%	3	1%	1	0%	2	0%
			It's fun or satisfying	3	2%	23	4%	12	6%	26	4%
			Other reason	16	11%	50	10%	17	9%	83	12%
			Total	149	100%	526	100%	200	100%	688	100%
16a.	I believe my coursework is preparing me to participate in politics (e.g., voting, volunteering or contributing to a campaign, or persuading others about a candidate or political issue).	ADP0916A	Strongly disagree	41	17%	84	11%	40	16%	126	15%
			Disagree	85	35%	264	35%	79	32%	323	38%
			Agree	94	40%	324	45%	98	39%	343	40%
			Strongly agree	17	7%	72	10%	33	13%	59	7%
			Total	237	100%	744	100%	250	100%	851	100%
16b.	I know enough to talk about politics and government with my friends and/or family.	ADP0916B	Strongly disagree	21	9%	33	4%	15	6%	43	5%
			Disagree	71	29%	180	24%	35	14%	166	19%
			Agree	113	48%	398	54%	123	50%	463	53%
			Strongly agree	32	14%	129	18%	75	31%	179	22%
			Total	237	100%	740	100%	248	100%	851	100%
16c.	You can trust politicians to do the right thing most of the time.	ADP0916C	Strongly disagree	58	24%	151	21%	68	28%	214	25%
			Disagree	115	50%	377	50%	102	41%	412	48%
			Agree	60	25%	192	27%	74	30%	218	26%
			Strongly agree	4	1%	18	3%	4	2%	6	1%
			Total	237	100%	738	100%	248	100%	850	100%
16d.	Public officials are interested in what college students have to say about issues.	ADP0916D	Strongly disagree	40	16%	90	13%	45	18%	154	19%
			Disagree	99	42%	347	47%	99	40%	386	44%
			Agree	94	40%	276	36%	96	39%	291	35%
			Strongly agree	5	2%	29	4%	8	3%	20	2%
			Total	238	100%	742	100%	248	100%	851	100%

^a Column percentages are weighted by gender, enrollment status, and institutional size. Counts are not weighted so one cannot calculate the column percentages directly from the counts.

**NSSE 2009 Frequency Distributions ^a
American Democracy Project Consortium
Indiana University South Bend**

			First-Year Students				Seniors				
			IU South Bend		ADP		IU South Bend		ADP		
	Variable	Response Options	Count	%	Count	%	Count	%	Count	%	
16e.	Voting is the most effective way to ensure the government hears your voice.	ADP0916E	Strongly disagree	30	13%	59	9%	27	11%	82	11%
			Disagree	59	25%	212	26%	56	23%	222	27%
			Agree	105	44%	319	43%	101	40%	366	42%
			Strongly agree	44	18%	150	22%	65	26%	181	21%
		Total		238	100%	740	100%	249	100%	851	100%
16f.	Every citizen can have a positive influence on local government.	ADP0916F	Strongly disagree	15	7%	34	5%	12	5%	51	6%
			Disagree	63	27%	137	19%	50	20%	175	21%
			Agree	123	53%	440	60%	131	53%	479	57%
			Strongly agree	30	13%	115	16%	53	22%	134	16%
		Total		231	100%	726	100%	246	100%	839	100%
16g.	I frequently talk about politics and government with my friends and/or family.	ADP0916G	Strongly disagree	32	13%	104	14%	20	8%	91	11%
			Disagree	89	38%	269	36%	67	27%	283	33%
			Agree	87	38%	254	36%	104	42%	333	39%
			Strongly agree	22	10%	97	14%	56	23%	130	16%
		Total		230	100%	724	100%	247	100%	837	100%
16h.	I am interested in keeping up with presidential politics (e.g., 2008 Presidential Campaign).	ADP0916H	Strongly disagree	19	8%	61	9%	14	6%	64	8%
			Disagree	57	25%	138	19%	25	10%	122	15%
			Agree	117	52%	381	52%	130	52%	473	55%
			Strongly agree	34	16%	143	20%	78	32%	181	21%
		Total		227	100%	723	100%	247	100%	840	100%
16i.	I am interested in keeping up with U.S. domestic policy (e.g., education, environment, health care, economy, national security).	ADP0916I	Strongly disagree	16	7%	45	6%	11	4%	47	6%
			Disagree	49	21%	150	20%	18	7%	109	13%
			Agree	129	57%	388	54%	131	53%	483	57%
			Strongly agree	35	16%	142	20%	86	36%	196	24%
		Total		229	100%	725	100%	246	100%	835	100%
16j.	I am interested in keeping up with world affairs (e.g., Europe, Middle East, Asia, Africa, South America).	ADP0916J	Strongly disagree	18	8%	58	8%	14	6%	60	7%
			Disagree	77	33%	205	28%	37	15%	191	23%
			Agree	108	49%	340	47%	133	53%	434	51%
			Strongly agree	22	10%	124	16%	63	26%	150	18%
		Total		225	100%	727	100%	247	100%	835	100%

IPEDS: 151342

^a Column percentages are weighted by gender, enrollment status, and institutional size. Counts are not weighted so one cannot calculate the column percentages directly from the counts.